

ZOLLER TMS Tool Management Solutions Hardware

»toolStation« Workbench

ZOLLER offers everything for economical tool and data handling from a single source. With the »toolStation« workbench from ZOLLER, you assemble tools and offer your staff a comfortable work environment at the same time.



For ergonomic and comfortable tool assembly: the ZOLLER »toolStation« workbench here version big »toolStation« with back panel and two »toolOrganizer«

FLYERTOOLSTATION

The »toolStation« workbench from ZOLLER offers a spacious, illuminated place for the comfortable assembly of your tools. The perforated back wall enables you to attach standard peg hooks for storing hand tools and accessories. The robust Multiplex work top is perfect for use directly on your shop floor and stands up to rugged use. The lighting system makes for optimal lighting conditions from above as well as from the back. The cable channel ledge on the worktop includes plug sockets and network connection.

The »toolOrganizer« offers space for tool storage and accessories, is available with a central lock or electronic locking, and can be connected to TMS Tool Management Solutions software. Mounting the tool cabinets under the worktop, at each end, offers comfortable legroom.

Options:

- Monitor and monitor holding bracket on the back wall to use TMS Tool Management Solutions directly at the workstation
- Back panel with lighting system

Layout:

- One table leg and one ZOLLER »toolOrganizer«
- Two »toolOrganizer«

Benefits:

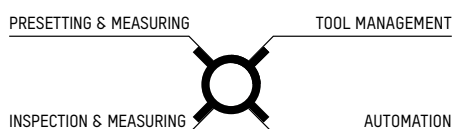
- Ergonomical assembly of your tools
- All necessary components are within reach

Requirements (electronic version):

- Table electronics
- TMS Tool Management Solutions workstation (external computer)

Software:

- ZOLLER Smart Cabinets base package (Art. No. 8712131)
- ZOLLER-TMS version 1.16.3 or higher with interface 8774212
- Integration TMS (Art. No. 8712146)



2022-10-24 / Vers. 08 / kri

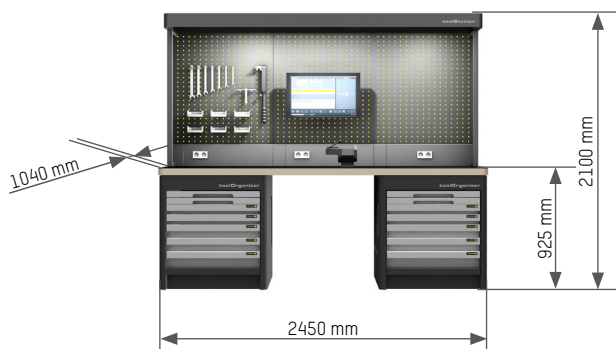
Subject to technical modifications

E. ZOLLER GmbH & Co. KG | Einstell- und Messgeräte
 Gottlieb-Daimler-Straße 19 | 74385 Pleidelsheim | Germany
 Tel. +49 7144 8970-0 | Fax +49 7144 8060807
 post@zoller.info | www.zoller.info

ZOLLER
 expect great measures

»toolStation« Workbench: Possible configurations

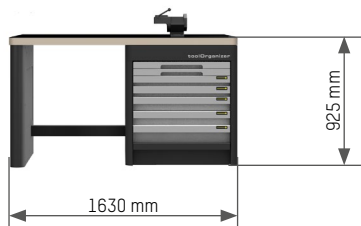
1 Select the size



Medium »toolStation« with back panel and 2 x »toolOrganizer«

Dimensions:

Total height with back panel	2100 mm
Table height	925 mm
Width of the workbench	2450 mm
Depth of the workbench	1040 mm



Small »toolStation« without back panel, with »toolOrganizer« on the left

Dimensions:

Table height	925 mm
Width of the workbench	1630 mm
Depth of the workbench	1040 mm

2 Select the control

Monitor with installation kit and
»quickPick« control software
Art.-Nr. WZV0403-011



TMS Tool Management Solutions **workstation**
(external PC)



»toolStation« Workbench: Possible configurations

3 Select the configuration of the »toolStation«, optionally with one or two »toolOrganizer«

Medium »toolStation« with back panel



Small »toolStation« with simple back panel



Medium »toolStation« without back panel



»toolStation« Workbench: Possible configurations

4 Select the design of the »toolOrganizer«

Mechanical cabinet



Locking mechanism with central lock



75 mm drawer with door

Electronic cabinet



Electronic drawer lock



Electronic single compartment locking mechanism

5 Select the drawer heights



Drawer height 75 mm



Drawer height 100 mm



Drawer height 125 mm



Drawer height 150 mm



Drawer height 175 mm



Drawer height 200 mm



Drawer height 250 mm



Drawer height 300 mm

Drawers are always installed in the cabinet from smaller (top) to larger (bottom).

6 Select the drawer divisions combined with partitions



4 compartments



8 compartments



12 compartments



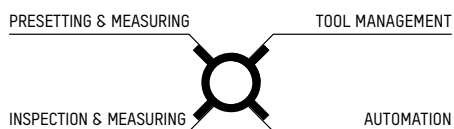
16 compartments



24 compartments



48 compartments




2022-10-24 / Vers. 08 / kri
Subject to technical modifications
 E. ZOLLER GmbH & Co. KG | Einstell- und Messgeräte
 Gottlieb-Daimler-Straße 19 | 74385 Pleidelsheim | Germany
 Tel. +49 7144 8970-0 | Fax +49 7144 8060807
 post@zoller.info | www.zoller.info

ZOLLER
 expect great measures

Drawer type: Mechanical lock

Drawers with mechanical locks can be opened at any time. Each compartment is always accessible.



Drawer with partitions for 24 compartments

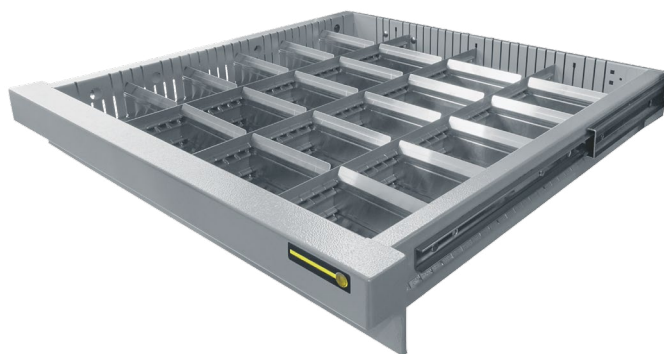
Each drawer can also be fitted with partitions for 12, 16, 24, or 48 compartments in order to clearly arrange inventory. Compartment sizes can be adjusted as needed based on the grid.

Dimensions of usable area:
602 x 602 mm

Drawer height	Article number mechanical drawer	Partitions			
		12 compartments	16 compartments	24 compartments	48 Fächer
75 mm	WZV0001-005	WZV0002-31	WZV0002-32	WZV0002-33	WZV0002-34
100 mm	WZV0001-002	WZV0002-14	WZV0002-15	WZV0002-16	WZV0002-17
125 mm	WZV0001-006	WZV0002-14	WZV0002-15	WZV0002-16	WZV0002-17
150 mm	WZV0001-003	WZV0002-18	WZV0002-19	WZV0002-20	WZV0002-21
175 mm	WZV0001-009	WZV0002-18	WZV0002-19	WZV0002-20	WZV0002-21
200 mm	WZV0001-004	WZV0002-22	WZV0002-23	WZV0002-24	-
250 mm	WZV0001-007	WZV0002-25	WZV0002-26	WZV0002-27	-
300 mm	WZV0001-008	WZV0002-28	WZV0002-29	WZV0002-30	-

Drawer type: Electronic lock

Electronically locked drawers only open after being released. Once the drawer is open, every compartment is accessible.



Drawer with partitions for 24 compartments


Each drawer can also be fitted with partitions for 12, 16, 24, or 48 compartments in order to clearly arrange inventory. Compartment sizes can be adjusted as needed based on the grid.

Dimensions of usable area:
602 x 602 mm

Drawer height	Article number electronic drawer	Einteilungsmaterial			
		12 compartments	16 compartments	24 compartments	48 compartments
75 mm	WZV0001-011	WZV0002-31	WZV0002-32	WZV0002-33	WZV0002-34
100 mm	WZV0001-04	WZV0002-14	WZV0002-15	WZV0002-16	WZV0002-17
125 mm	WZV0001-012	WZV0002-14	WZV0002-15	WZV0002-16	WZV0002-17
150 mm	WZV0001-05	WZV0002-18	WZV0002-19	WZV0002-20	WZV0002-21
175 mm	WZV0001-08	WZV0002-18	WZV0002-19	WZV0002-20	WZV0002-21
200 mm	WZV0001-06	WZV0002-22	WZV0002-23	WZV0002-24	-
250 mm	WZV0001-013	WZV0002-25	WZV0002-26	WZV0002-27	-
300 mm	WZV0001-014	WZV0002-28	WZV0002-29	WZV0002-30	-

Individual partitions

Based on the compartment grid, the partitions can be freely placed within the drawer in order to clearly arrange inventory.



Drawer with partitions for 24 compartments

The partitions can also be individually compiled.

Dimensions of usable area:
602 x 602 mm

Drawer height	Slotted plate 610 mm	Partition plate 305 mm	Partition plate 152.5 mm	Partition plate 101.6 mm	Fixing screw
75 mm	WZV0002-044	WZV0002-045	WZV0002-046	WZV0002-047	Z05-M5X6DIN7500
100/125 mm	WZV0002-025	WZV0002-026	WZV0002-027	WZV0002-028	Z05-M5X6DIN7500
150/175 mm	WZV0002-030	WZV0002-031	WZV0002-032	WZV0002-033	Z05-M5X6DIN7500
200 mm	WZV0002-035	WZV0002-036	WZV0002-037	-	Z05-M5X6DIN7500
250 mm	WZV0002-038	WZV0002-039	WZV0002-040	-	Z05-M5X6DIN7500
300 mm	WZV0002-041	WZV0002-042	WZV0002-043	-	Z05-M5X6DIN7500



Drawer type: Single compartment lock, mechanical


In drawers with single compartment locks, there is a separate plastic lid above each compartment. It opens electronically when the user selects that compartment via the control. This means users can only remove articles from a single compartment, and the user removing the articles is tracked. This improves transparency. After the lid is closed, the compartment is once again locked electronically.

If these drawers are combined with the mechanical lock, the drawers can be opened and the stock can be checked but nothing can be taken directly.

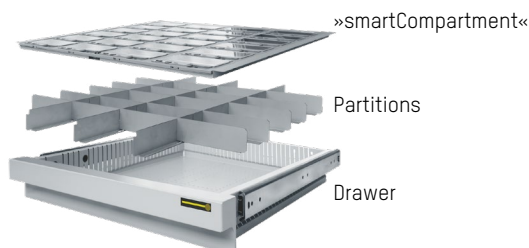
Partitions are inserted into the drawers to form the various compartments. These partitions are chosen based on the drawer's panel height: The taller the drawer, the taller the partition panels. The »smartCompartment« and appropriate divisions are designed according to the compartments required.

The »smartCompartment« can have either 4, 8, 12, 16, 24 or 48 compartments. For reasons of space, the »smartCompartment« for 48 compartments can only be used in combination with the panel height 75 mm and 100 mm.

Dimensions of usable area:
602 x 602 mm



Drawer with 12 compartments and single compartment locks



Drawer components

»smartCompartment«	4 compartments	8 compartments	12 compartments	16 compartments	24 compartments	48 compartments
Compartment width in mm	275	125	270	125	125	91
Compartment length in mm	241	241	67	113	67	29
Compartment depth in mm	5 mm less than drawer height	5 mm less than drawer height	5 mm less than drawer height	5 mm less than drawer height	5 mm less than drawer height	35

Drawer height	Article number mechanical drawer	»smartCompartment«					
		4 compartments	8 compartments	12 compartments	16 compartments	24 compartments	48 compartments
75 mm	WZV0001-020	WZV0001-120	WZV0001-121	WZV0002-59	WZV0002-60	WZV0002-61	WZV0002-83
100 mm	WZV0001-021	WZV0001-122	WZV0001-123	WZV0002-62	WZV0002-63	WZV0002-64	WZV0002-83
125 mm	WZV0001-022	WZV0001-124	WZV0001-125	WZV0002-65	WZV0002-66	WZV0002-67	-
150 mm	WZV0001-023	WZV0001-126	WZV0001-127	WZV0002-68	WZV0002-69	WZV0002-70	-
175 mm	WZV0001-024	WZV0001-128	WZV0001-129	WZV0002-71	WZV0002-72	WZV0002-73	-
200 mm	WZV0001-025	WZV0001-130	WZV0001-131	WZV0002-74	WZV0002-75	WZV0002-76	-
250 mm	WZV0001-026	WZV0001-132	WZV0001-133	WZV0002-77	WZV0002-78	WZV0002-79	-
300 mm	WZV0001-027	WZV0001-134	WZV0001-135	WZV0002-80	WZV0002-81	WZV0002-82	-

Drawer type: Single compartment lock, electrical


In drawers with single compartment locks, there is a separate plastic lid above each compartment. It opens electronically when the user selects that compartment via the control. This means users can only remove articles from a single compartment, and the user removing the articles is tracked. This improves transparency. After the lid is closed, the compartment is once again locked electronically.

Is this drawer combined with the electronic lock, each drawer can be opened only after approval.

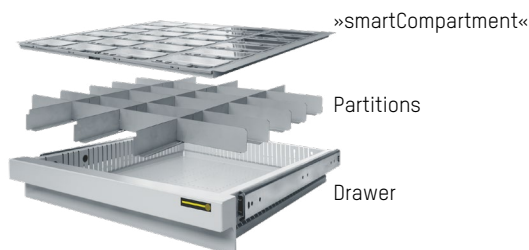
Partitions are inserted into the drawers to form the various compartments. These partitions are chosen based on the drawer's panel height: The taller the drawer, the taller the partition panels. The »smartCompartment« and appropriate divisions are designed according to the compartments required.

The »smartCompartment« can have either 4, 8, 12, 16, 24 or 48 compartments. For reasons of space, the »smartCompartment« for 48 compartments can only be used in combination with the panel height 75 mm and 100 mm.

Dimensions of usable area:
602 x 602 mm



Drawer with 12 compartments and single compartment locks



Drawer components

»smartCompartment«	4 compartments	8 compartments	12 compartments	16 compartments	24 compartments	48 compartments
Compartment width in mm	275	125	270	125	125	91
Compartment length in mm	241	241	67	113	67	29
Compartment depth in mm	Blendenhöhe abzüglich 5 mm	Blendenhöhe abzüglich 5 mm	Blendenhöhe abzüglich 5 mm	Blendenhöhe abzüglich 5 mm	Blendenhöhe abzüglich 5 mm	35

Drawer height	Article number mechanical drawer	»smartCompartment«					
		4 compartments	8 compartments	12 compartments	16 compartments	24 compartments	48 compartments
75 mm	WZV0001-011	WZV0002-102	WZV0002-103	WZV0002-35	WZV0002-36	WZV0002-37	WZV0002-053
100 mm	WZV0001-04	WZV0002-104	WZV0002-105	WZV0002-38	WZV0002-39	WZV0002-40	WZV0002-053
125 mm	WZV0001-012	WZV0002-106	WZV0002-107	WZV0002-41	WZV0002-42	WZV0002-43	-
150 mm	WZV0001-05	WZV0002-108	WZV0002-109	WZV0002-44	WZV0002-45	WZV0002-46	-
175 mm	WZV0001-08	WZV0002-110	WZV0002-111	WZV0002-47	WZV0002-48	WZV0002-49	-
200 mm	WZV0001-06	WZV0002-112	WZV0002-113	WZV0002-50	WZV0002-51	WZV0002-52	-
250 mm	WZV0001-013	WZV0002-114	WZV0002-115	WZV0002-53	WZV0002-54	WZV0002-55	-
300 mm	WZV0001-014	WZV0002-116	WZV0002-117	WZV0002-56	WZV0002-57	WZV0002-58	-

»toolStation« Workbench: Configure your model

Workbench	Medium »toolStation«	Small »toolStation«	»toolStation« with back panel	»toolStation« with simple back panel
Control	Monitor Other Smart Cabinet no activation piloting	ZOLLER-TMS workstation (external PC)		

»toolOrganizer«, left side

table leg, left side

Drawer left side	Height (in mm)									Drawer lock*		Drawer division		Number of compartments						
	Nr.	75	100	125	150	175	200	250	300	mechanical	electrical	partitions	SmartCom-partment	4 ¹⁾	8 ¹⁾	12	16	24	48 ²⁾	
1																				
2																				
3																				
4																				
5																				
6																				
7																				
8																				
9																				
10																				
11																				
12																				

»toolOrganizer«, right side

table leg, right side

Drawer right side	Height (in mm)									Drawer lock*		Drawer division		Number of compartments						
	Nr.	75	100	125	150	175	200	250	300	mechanical	electrical	partitions	SmartCom-partment	4 ¹⁾	8 ¹⁾	12	16	24	48 ²⁾	
1																				
2																				
3																				
4																				
5																				
6																				
7																				
8																				
9																				
10																				
11																				
12																				

Total height is 600 mm

mechanical cabinet

electrical cabinet

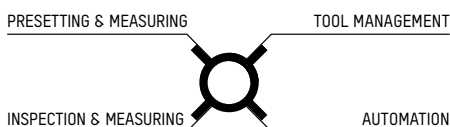
* The **mechanical** version of the locked cabinet is available with a variable number of drawers.

The **electrical** version of the cabinet can have a maximum of 16 drawers.

¹⁾ 4 and 8 compartments only in combination with »smartCompartment«.

²⁾ 48 compartments only in combination with 75 mm and 100 mm drawer heights.

For saving please print



2022-10-24 / Vers. 08 / kri
Subject to technical modifications
 E. ZOLLER GmbH & Co. KG | Einstell- und Messgeräte
 Gottlieb-Daimler-Straße 19 | 74385 Pleidelsheim | Germany
 Tel. +49 7144 8970-0 | Fax +49 7144 8060807
 post@zoller.info | www.zoller.info

ZOLLER
 expect great measures